

Magick 101

Magickal Rituals of the OTO

Magick 101 Schedule

Magick 101 Schedule

- ◆ January 11, Intro/Basic Rituals {You've missed it}

Magick 101 Schedule

- ◆ January 11, Intro/Basic Rituals {You've missed it}
- ◆ February 08, Pentagrams {You are here}

Magick 101 Schedule

- ◆ January 11, Intro/Basic Rituals {You've missed it}
- ◆ February 08, Pentagrams {You are here}
- ◆ March 08, Star Ruby {You will be here}

Magick 101 Schedule

- ◆ January 11, Intro/Basic Rituals {You've missed it}
- ◆ February 08, Pentagrams {You are here}
- ◆ March 08, Star Ruby {You will be here}
- ◆ April 12, Ritual of the Hexagram

{You will experience the Ninja
Burger Difference}
"30 minutes or less, or we commit seppuku"

Magick 101

Class 002: Pentagrams:
Banishings and Invocations

Class Outline

- ◆ Introductions
- ◆ Why a pentagram?
- ◆ Types of Rituals
- ◆ LBRP
- ◆ BREAK (if there's time!)
- ◆ Pentagrams of Invocation and Banishing
- ◆ Signs of the elements
- ◆ Greater Ritual of The Pentagram

Introduction

- ◆ This Class series
- ◆ Teacher Intro
- ◆ Splitting it up

Why a Pentagram?

Penta-: from the Greek *pente* meaning **five**

-gram: from the Greek *gramma* meaning **something written or drawn**

A star with 5 points; formed by 5 straight lines between the vertices of a pentagon and enclosing another pentagon

The pentagram represents the self and the universe simultaneously. Which makes it appropriate for these workings. •(ACM)

The five pointed figure unites the elements and the spirit into one figure again representing the micro and macro cosms. •(Al)

Oh no!

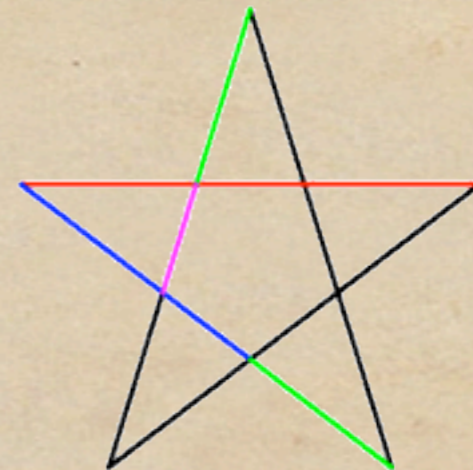
Math and geometry

A regular pentagram is the $\{5/2\}$ [star polygon](#). It is most easily drawn by drawing a regular [pentagon](#), joining the corners with lines and erasing the original pentagon. You may also extend the sides of the pentagon until they meet, obtaining a bigger pentagon.

The [golden ratio](#), φ plays an important role in regular pentagons and pentagrams. Each line is divided into several smaller segments, and if you divide the length of the longer segment with the shorter segment of any pair of segments you will get φ .

$$\varphi \approx \frac{\text{red}}{\text{blue}} \approx \frac{\text{blue}}{\text{green}} \approx \frac{\text{green}}{\text{pink}}$$

Also a side of the large pentagon is a blue line, while a diagonal of the small pentagon is the same length as a green line segment.



Oh no!

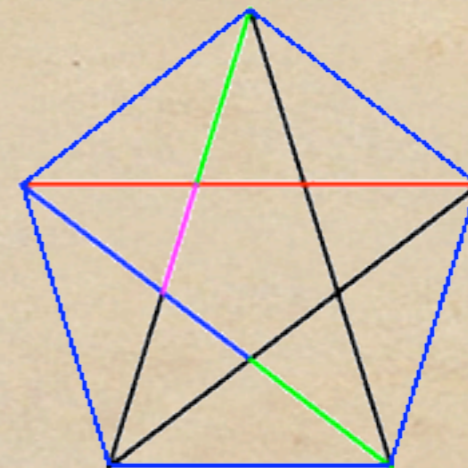
Math and geometry

A regular pentagram is the {5/2} star polygon. It is most easily drawn by drawing a regular pentagon, joining the corners with lines and erasing the original pentagon. You may also extend the sides of the pentagon until they meet, obtaining a bigger pentagon.

The golden ratio, φ plays an important role in regular pentagons and pentagrams. Each line is divided into several smaller segments, and if you divide the length of the longer segment with the shorter segment of any pair of segments you will get φ .

$$\varphi \approx \frac{\text{red}}{\text{blue}} \approx \frac{\text{blue}}{\text{green}} \approx \frac{\text{green}}{\text{pink}}$$

Also a side of the large pentagon is a blue line, while a diagonal of the small pentagon is the same length as a green line segment.



Oh no!

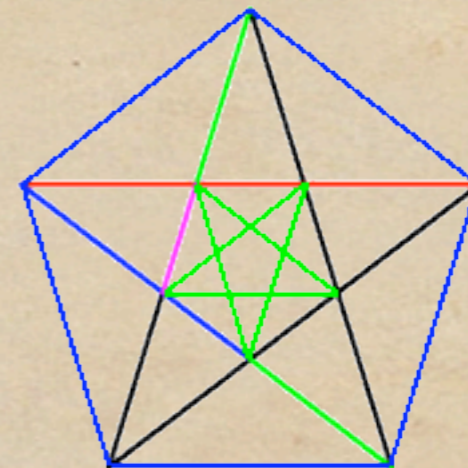
Math and geometry

A regular pentagram is the {5/2} star polygon. It is most easily drawn by drawing a regular pentagon, joining the corners with lines and erasing the original pentagon. You may also extend the sides of the pentagon until they meet, obtaining a bigger pentagram.

The golden ratio, φ plays an important role in regular pentagons and pentagrams. Each line is divided into several smaller segments, and if you divide the length of the longer segment with the shorter segment of any pair of segments you will get φ .

$$\varphi \approx \frac{\text{red}}{\text{blue}} \approx \frac{\text{blue}}{\text{green}} \approx \frac{\text{green}}{\text{pink}}$$

Also a side of the large pentagon is a blue line, while a diagonal of the small pentagram is the same length as a green line segment.



Oh no!

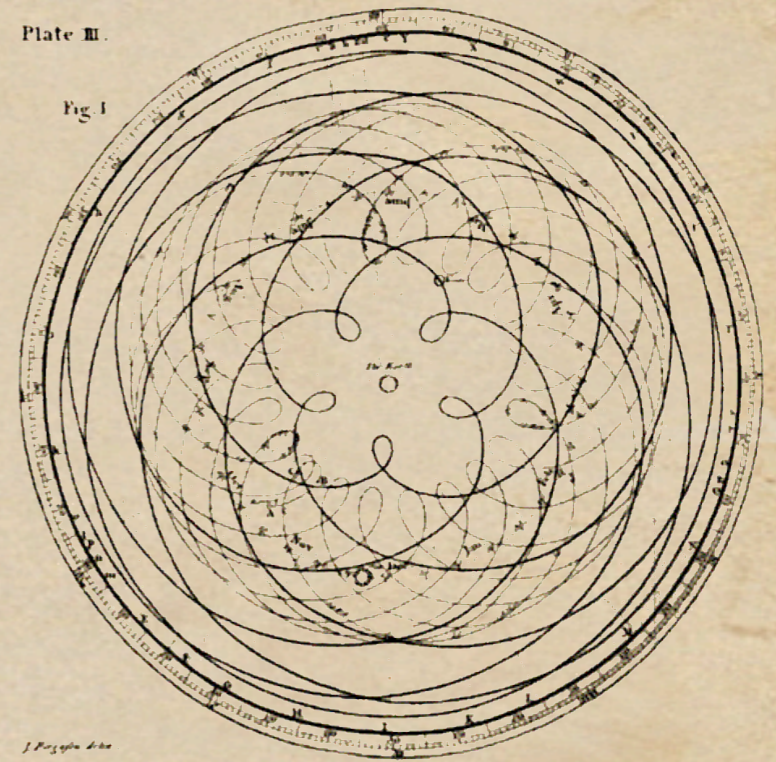
Astronomy!

The pentagram is considered by some western occultists to trace its esoteric significance to an astronomical observance of the pattern of Venus' conjunctions with the Sun. This is not possible.

A superior conjunction occurs when Venus is behind the Sun and the inferior conjunction is when Venus is between Earth and the Sun; in both cases Venus is not visible. But it is true that plotting the recurrence of Venus' westward elongation from the Sun, over five consecutive synodic periods, will create the points of a pentagram. This period is approximately 584 days long, each period determining a different point of the observed pentagram—taking approximately eight years, five days to complete the figure. One would get a pentagram by picking any sunrise date on which the morning star is prominent and then repeating the observation at 584 day intervals following that date.

Plate III.

Fig. I



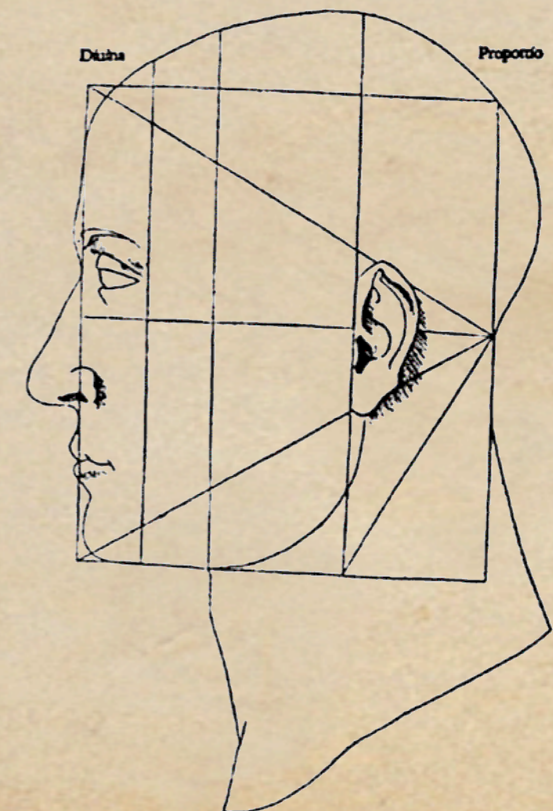
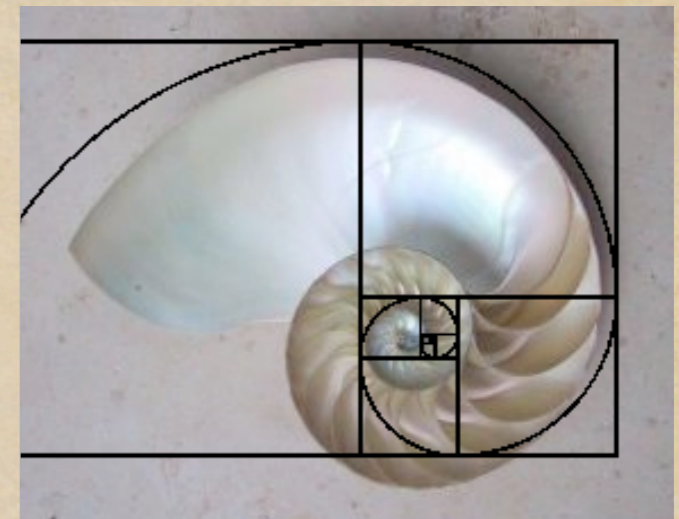
J. P. Paganini del.

Oh no!

All around us!


It has been claimed that the ancient Egyptians knew the golden ratio because ratios close to the golden ratio may be found in the positions or proportions of the Pyramids of Giza. The ancient Greeks already knew the golden ratio from their investigations into geometry, but there is no evidence they thought the number warranted special attention above that for numbers like π (Pi), for example. Studies by psychologists have been devised to test the idea that the golden ratio plays a role in human perception of beauty.

In 1509 Luca Pacioli published the *Divina Proportione*, which explored not only the mathematics of the golden ratio, but also its use in architectural design. This was a major influence on subsequent generations of artists and architects. Leonardo Da Vinci drew the illustrations, leading many to speculate that he himself incorporated the golden ratio into his work. It has been suggested for example that Da Vinci's painting of the Mona Lisa employs the Golden Ratio in its geometric equivalents.



Oh yes!

5 is a very good number!



Types of Ritual

◆ Banishings

- ◆ Used for removing, driving away, or expelling forces. Moving influences away from interfering with the Will.

◆ Invocations

- ◆ Used for acquiring, drawing in, or attracting forces. Bringing influences in to compliment or aid the Will.

◆ Lesser

- ◆ Simpler or less focused rituals. For a broader (or less lofty) purpose.

◆ Greater

- ◆ More complex or focused rituals. For a narrower (or more spiritual) purpose.

Lesser Banishing Rituals

Simple way of cleaning the environment and paving the way for other untainted work.

“Cleans the whole house and leaves the fresh scent of pine.”

These are an excellent place for a magickian to begin formal ceremonial ritual. They are straightforward, practical, and provide the ideal environment for more serious work.

•(ACM)

Lesser Banishing Ritual of the Pentagram (of Earth)

We'll explain that "of Earth" part later.

Components:

- ◆ Cabullistic Cross (Spelling: Rb. LbC)
- ◆ Vibrating the Names of God and casting the Pentagram
- ◆ Vibrating the Archangels
- ◆ Locking the Pentagram (and Hidden Hexagram)

Vibrating the holy names.

The sounds are begun deep in the diaphragm and exhaled with a slight nasal quality. The effect is quite powerful and vibrates the entire being as well as the environment.

Imagine that the name is a force being channeled down from your Kether (and from the universe). Now imagine that the force flows straight down through your pranic tube until it reaches your feet. (Some people stop at the heart and even try to write the name there in glowing white letters). You can try to inhale the force while imagining the letters in front of you if you wish (In the case of Hebrew names, you'll have to know what they look like in Hebrew letters). When it reaches your feet, expel it from you while pronouncing it in a humming/chanting way so that it causes your body to vibrate all over. THE SOUND OF THE NAME SHOULD BE THE ONLY THING IN YOUR MIND WHILE YOU VIBRATE IT. You'll have to experiment to see what pitch and tone works best to cause this vibration to occur. You may have to use a lot of air. If you really can't do this due to sound restrictions (you're not alone in the house/room etc.) then a forceful whisper will do while visualizing the energy and force until you can practice in a more secluded area. After a while, you should be able to vibrate a name and have it vibrate specific parts of your body. Some say that if done properly, the practitioner should break out in a sweat much like in Yogic breathing exercises and have trouble standing at first until he/she gets more practice.

Class member experiences:

Quabilistic Cross



Ateh (Atah)	Kether	For Thine
?!?!?!?! :~::~:~::~:~::~:~::~	-----	-----
Malkuth	Malkuth	is the Kingdom
ve-Geburah	Geburah	and the Power
ve-Gedulah	Chesed	and the Glory
le Olam	Yesod	For Ever and Ever
Amen (Aum)	Tiphareth	Amen

The names of God and pentagrams



East	YHVH
South	ADONAI
West	EHEIEH*
North	AGLA**

*Eheieh
I am that I am.

**Ateh Gibor Le-Olahm Adonai
Thou art mighty forever, my lord.

The Archangels



Before me	Rapha-EL	God has healed
Behind me	Gabri-EL	God is my strength
On my right hand	Micha-EL	Who is as God
On my left hand	Auri-EL	Light of God

For about me flames the Pentagram
And in the column stands the six-rayed Star.

Kaballistic Cross



Repeat

Concerning the LRP

Those who regard this ritual as a mere device to invoke or banish spirits, are unworthy to possess it.

Properly understood, it is the Medicine of Metals and the Stone of the Wise.

-Aleister Crowley; The Palace of the World

2 minute break













- ◆ Or should we just press ahead?

Greater Pentagram Rituals







To invoke or banish specific elemental energies.

“This ritual taps a far deeper strata of the elemental world and is the key to the opening and closing of what is known as the Elemental Watchtowers of the Universe.” -- Lon Milo DuQuette; Magick of Thelema

Invoking and Banishing Pentagrams

<div style="text-align: right;">Action</div> <div style="text-align: left;">Element</div>	Invoking	Banishing
Spirit Active		
Spirit Passive		
Air		
Fire		
Water		
Earth		

Elemental Signs

	Spirit Active	Spirit Passive	Air	Fire	Water	Earth
Sign						
Name	Rending the Veil	Closing the Veil	Shu	Thoum-ash- Nieth	Auramoeth	Set Fighting
			2=9	4=7	3=8	1=10

Greater Ritual of The Pentagram

- ◆ Qibalistic Cross (Spelling: Rb. LbC)
- ◆ For each element
 - ◆ Spirit: Pentagram, God Name, Sign
 - ◆ Element: Pentagram, God Name, Sign
- ◆ Cableistic Cross (Spelling: Rb. LbC)

Qoübilistic Cross



Ateh (Atah)	Kether	For Thine
?!?!?!?! ?!.!?!?!?	-----	-----
Malkuth	Malkuth	is the Kingdom
ve-Geburah	Geburah	and the Power
ve-Gedulah	Chesed	and the Glory
le Olam	Yesod	For Ever and Ever
Amen (Aum)	Tiphareth	Amen

East

Active Spirit

Element of Air



Eheieh



YHVH



South

Active Spirit

Element of Fire



Eheieh



Elohim



West

Passive Spirit

Element of Water



AGLA



AL / EL



North

Passive Spirit

Element of Earth



AGLA



Adonai



Khâebellystyczne Cross



Repeat

Question time: TFYQA

References:

- ◆ Overview of Ritual Graphics

 - ◆ <http://www.rahoorkhuit.net/library/images/ceremonial/>

- ◆ The Magick of Thelema, Lon Milo Duquette

 - ◆ Weiser Publications

- ◆ Vibration of Names

 - ◆ <http://realmagick.tripod.com/vibration.html>

- ◆ The Nature of the Pentagram

 - ◆ <http://www.wikipedia.com/>

- ◆ Byzant Kabbalah - The Tree of Life

 - ◆ <http://www.byzant.com/kabbalah/treeoflife.asp>

- ◆ Lesser Ritual of the Pentagram (Banishing Earth)

 - ◆ http://www.rahoorkhuit.net/library/ceremonial/standard/banishing/lesser_ritual_of_the_pentagram_e.html

Thank you!

Thank you!

See you next month!